

Employment and Representation of Women in Central Public Enterprises in Kosovo

Statistical Report – 2024



The "Support for Civil Society to Enhance Public Oversight and Accountability of Kosovo's Public Institutions" project is funded by the Foreign, Commonwealth & Development Office of the United Kingdom through the British Embassy in Pristina.

The content of this publication is the sole responsibility of the Group for Legal and Political Studies (GLPS), GAP Institute (GAP), and the Institute for Development Policy (INDEP) and does not necessarily reflect the views of the Foreign, Commonwealth & Development Office of the United Kingdom.

Summary

Over the years, many public enterprises have failed to implement the Law on Gender Equality, which is also incorporated into the Law on Public Enterprises and mandates equal representation of men and women in senior management positions. Additionally, the employment rate of women in public enterprises remains disproportionately lower than that of men, whether in management roles, administrative positions, or fieldwork. This report examines employment and representation data for women in 16 central public enterprises, focusing on management and senior positions, as well as roles in administration and fieldwork.

In 2023, these enterprises collectively employed 12,278 persons. Overall, 22% of all employees in public enterprises work in administration and management, while 78% are engaged in fieldwork. In recent years, a more positive trend has been observed, particularly in the representation of women on enterprise boards and in senior management positions. Specifically, as of December 2024, in 14 of the 16 analyzed enterprises, over 40% of board members are women. Notably, in cases such as Telecom (80%), Mitrovica RWC (60%), Kosovo Post (50%), and Radoniqi RWC (50%), women make up 50% or more of board members. However, between 2021 and 2023, certain enterprises—such as Trepça, the Kosovo Landfill Management Company (2021), Trainkos (2021), and Drini i Bardhë RWC—had boards composed entirely of men, creating significant gender imbalance. By December 2024, the gender ratio in most of these enterprises' boards improved to 60% men and 40% women.

On the other hand, the representation of women in senior management remains relatively low. Nonetheless, 2023 saw some positive developments, with the percentage of women holding such positions in these 16 public enterprises increasing from 21% to 26%. In administrative roles, 31% of employees are women, compared to 69% men. A more significant disparity exists in fieldwork or manufacturing roles within these enterprises, where 96% of employees are men, and only 4% are women. Between 2021 and 2023, a decline in the total number of employees in these public enterprises was observed, with 2023 recording approximately 8.8% fewer employees than in 2021. For example, Kosovo Telecom had 488 fewer employees (-21.2%), Trepça 290 fewer (-19.6%), and KEK 146 fewer (-3.9%), among others. The factors contributing to the reduction in the number of employees include an aging workforce and voluntary redundancy packages adopted by some enterprises, as well as the reorganization or restructuring of job positions. In terms of workforce growth, only Prishtina RWC has shown a significant increase (+11.9%), with 65 more employees in 2023 compared to 2021.

The data used in this report was obtained from the Public Enterprise Policy and Monitoring Unit within the Ministry of Economy. In some cases, the processed employment data reveals discrepancies with the official data published in the enterprises' own annual reports. Additionally, there is a mismatch between the number of employees by category and the total number of employees. This indicates that enterprises have either not updated their organizational structure to reflect employees by division or department, or they do not adhere to the same structure during recruitment processes.

¹The enterprises included in this publication are Kosovo Energy Corporation (KEK), Kosovo Postal Service, Kosovo Telecom, Trepça, Infrakos, Trainkos, Kosovo Landfill Management Company (KMDK), Ibër Lepenci, Prishtina Regional Water Company (RWC), Mitrovica RWC, Hidroregjioni Jugor RWC, Hidromorava RWC, Radoniqi-Dukagjini RWC, Bifurkacioni RWC, Drini i Bardhë RWC, and Gjakova RWC. While Hidrodrini RWC did not provide the requested data.

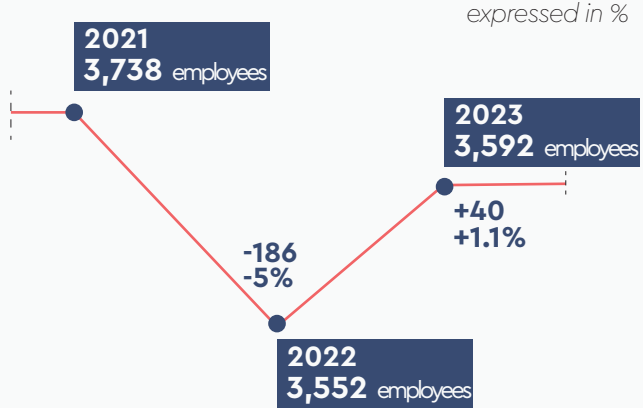
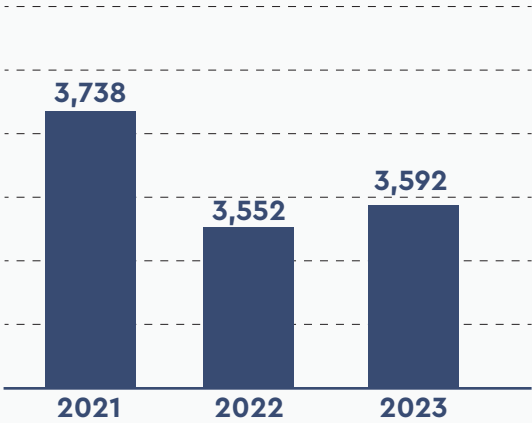
²In this context, senior management is classified as consisting of the four highest positions within public enterprises: the Chief Executive Officer, Chief Financial Officer, Internal Auditor, and Secretary of the enterprise, as well as departmental directors.

³Administrative work is considered to include all tasks related to bureaucratic matters conducted within the offices of the enterprises. For the purpose of this study, employment in departments such as finance, human resources, legal affairs, strategic planning, and customer service is categorized as administrative work. However, there is no clear classification in some enterprises, particularly concerning the finance department, which limits the scope of this statistical report. This is because, in the finance department, roles such as field collectors, who primarily work outside the office, may also be included.

Kosovo Energy Corporation – KEC

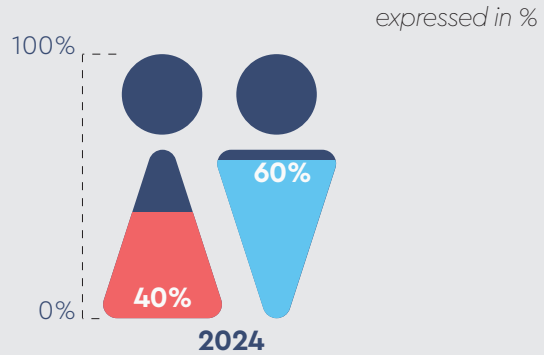


Total Employees



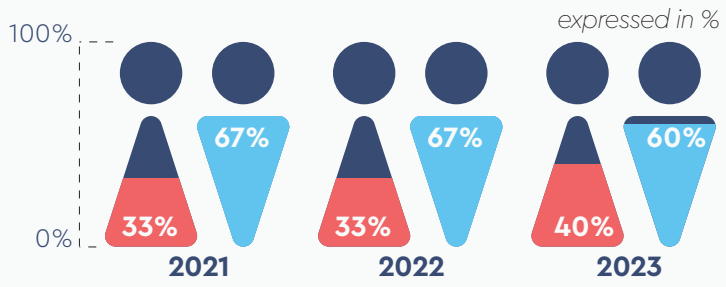
Current Board (December 2024)

Mustafa Pllana	M
Merita Kasapolli	W
Valdrin Krasniqi – Board Chair	M
Valbona Raifi	W
Bekir Gerguri	M




Board by Gender

Board	2021	2022	2023
Men	2	4	3
Women	1	2	2



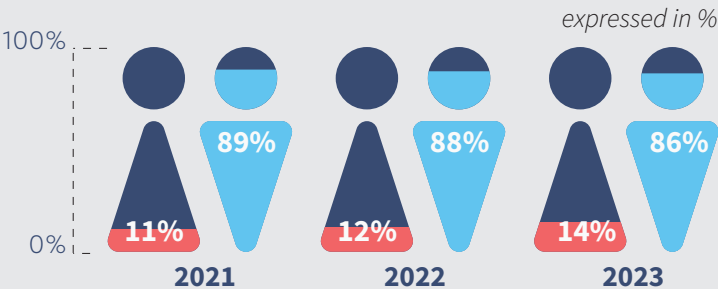
Gender Breakdown of Management
(December 2024 – Senior Positions)

Bekir Gerguri	KE	M
Alban Krasniqi	Sekretar	M
Gramos Hashani	ZKF	M
Irfan Krasniqi	Auditor i Brendshëm	M



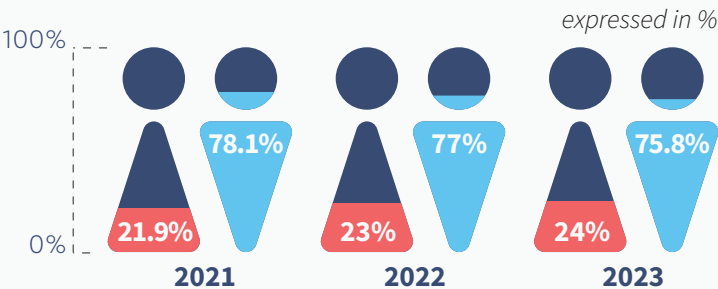
Gender Breakdown of Management

	2021	2022	2023
Men	98	101	101
Women	12	14	17




Administration

	2021	2022	2023
Men	343	342	332
Women	96	102	106

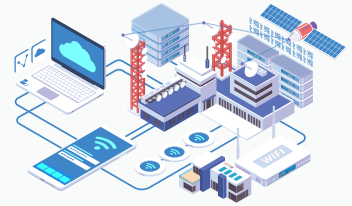


Fieldwork (Manufacturing/Services)

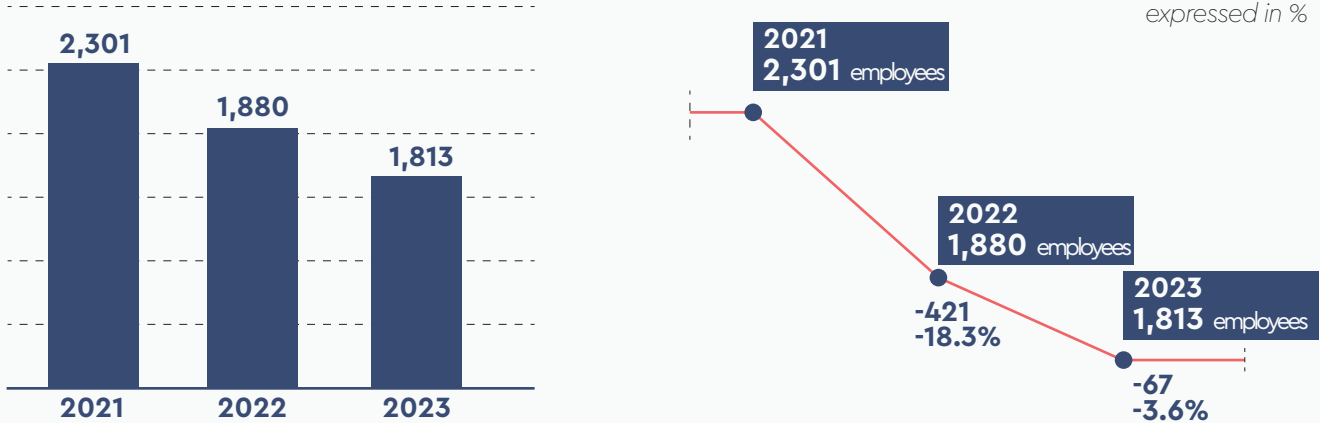
	2021	2022	2023
Men	3,299	3,108	3,152
Women	0	0	2



Telecom of Kosovo

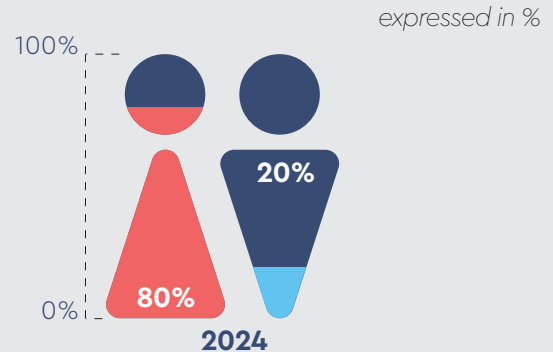


Total Employees



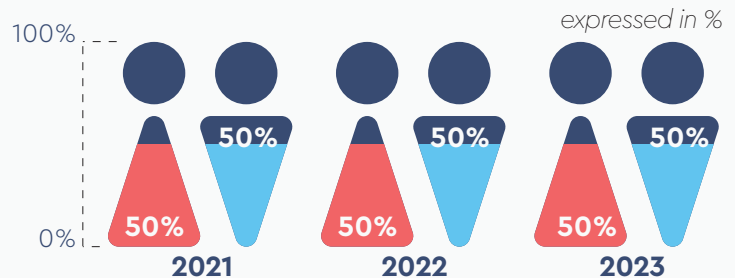
Current Board (December 2024)

Petrit Nahi – Board Chair	M
Sajmie Thaqi	W
Rrezarta Pllana	W
Lendita Toqi	W
Burbuqe Hana	W



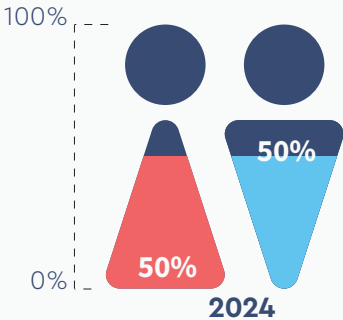
Board by Gender

Board	2021	2022	2023
Men	3	3	3
Women	3	3	3



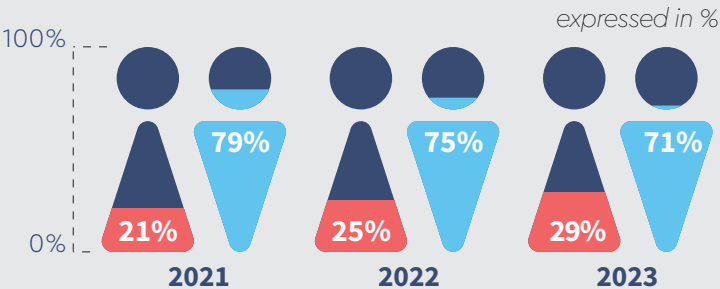
Gender Breakdown of Management
(December 2024 – Senior Positions)

Burbuqe Hana	KE	W
Shekip Fazliu	Sekretar	M
Feim Kelmendi	ZKF	M
Mimoza Vila	Auditor i Brendshëm	W



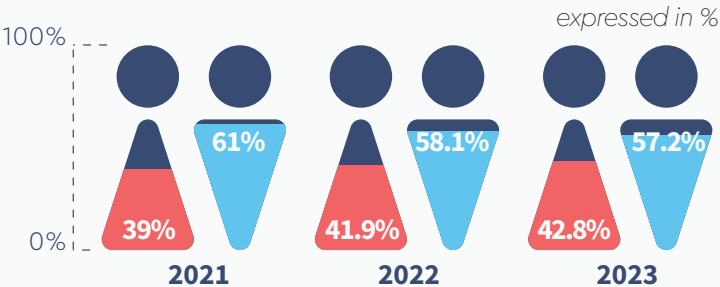
Gender Breakdown of Management

	2021	2022	2023
Men	77	53	47
Women	21	18	19



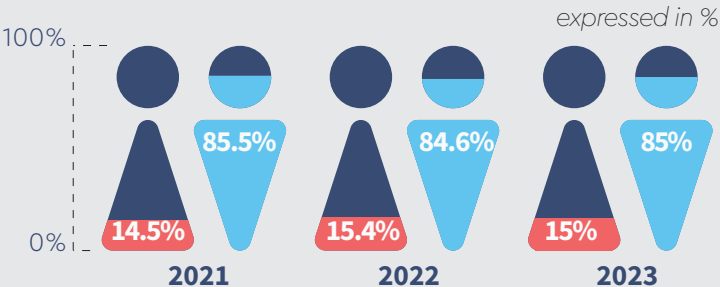
Administration

	2021	2022	2023
Men	690	543	518
Women	442	391	388



Fieldwork (Manufacturing/Services)

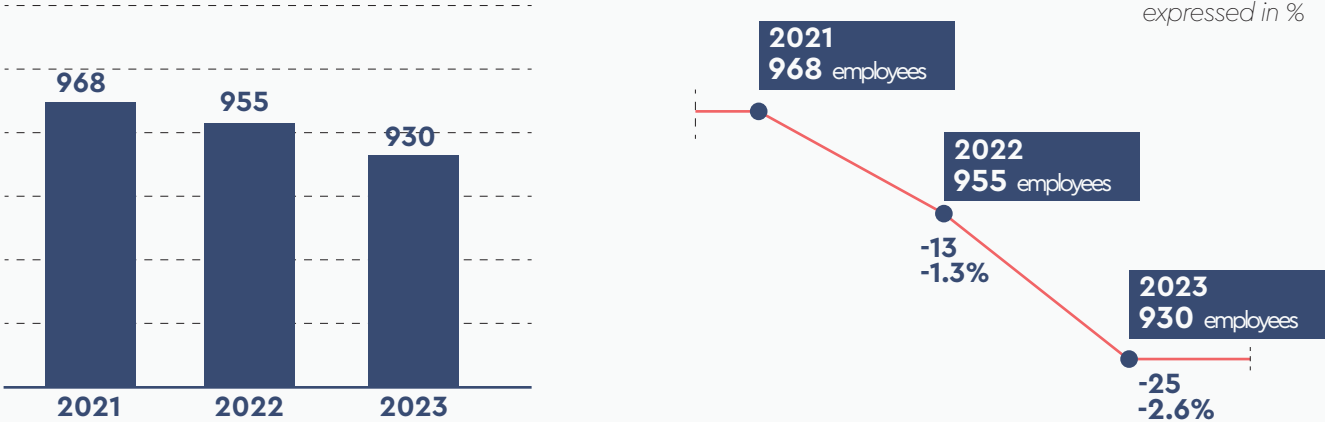
	2021	2022	2023
Men	999	800	771
Women	170	146	136



Post of Kosovo

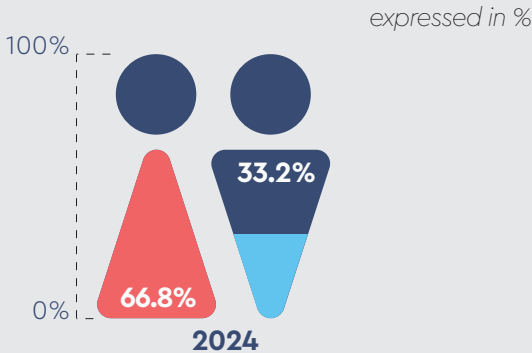


Total Employees



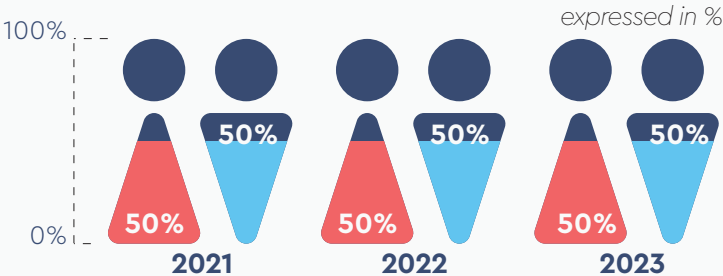
Current Board (December 2024)

Hyrmet Mydyti	W
Safiya Beseni	W
Sebahate Krasniqi	W
Visar Nura	M
Gëzim Paci – Board Chair	M
Nora Rraci	W



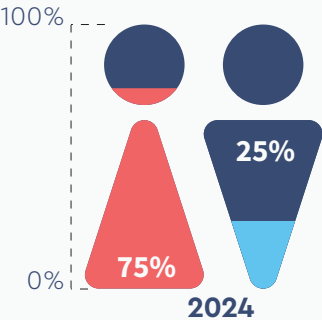
Board by Gender

Board	2021	2022	2023
Men	2	2	3
Women	2	2	3



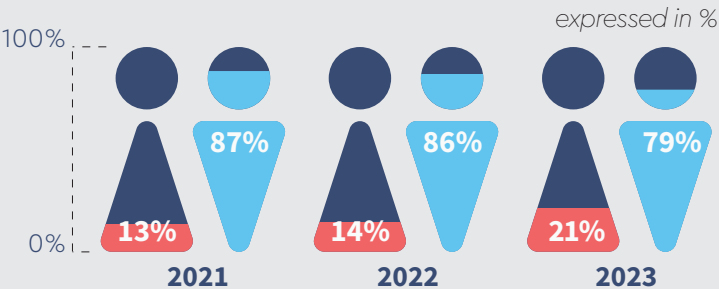
Gender Breakdown of Management
(December 2024 – Senior Positions)

Nora Rraci	KE	W
Florent Tahiraj	Sekretar	M
Nermin Misini	ZKA	W
Mjellma Vokshi	Auditor i Brendshëm	W



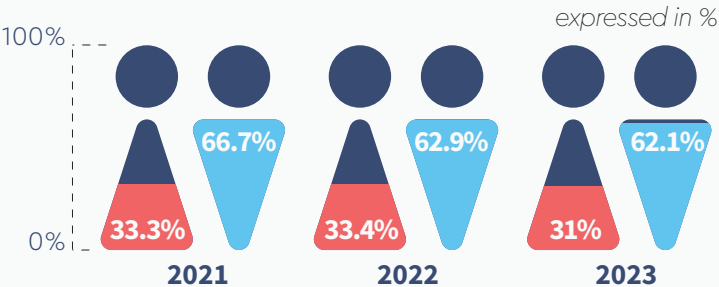
Gender Breakdown of Management

	2021	2022	2023
Men	13	12	11
Women	2	2	3



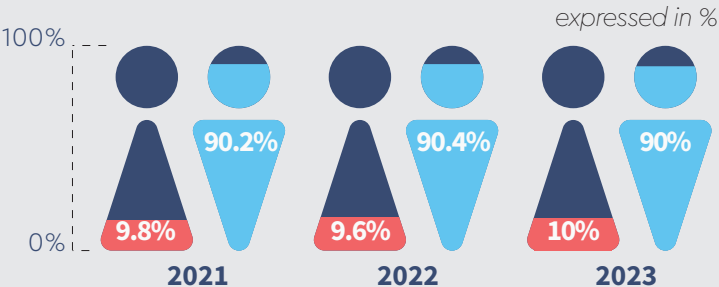
Administration

	2021	2022	2023
Men	387	365	360
Women	193	194	180



Fieldwork (Manufacturing/Services)

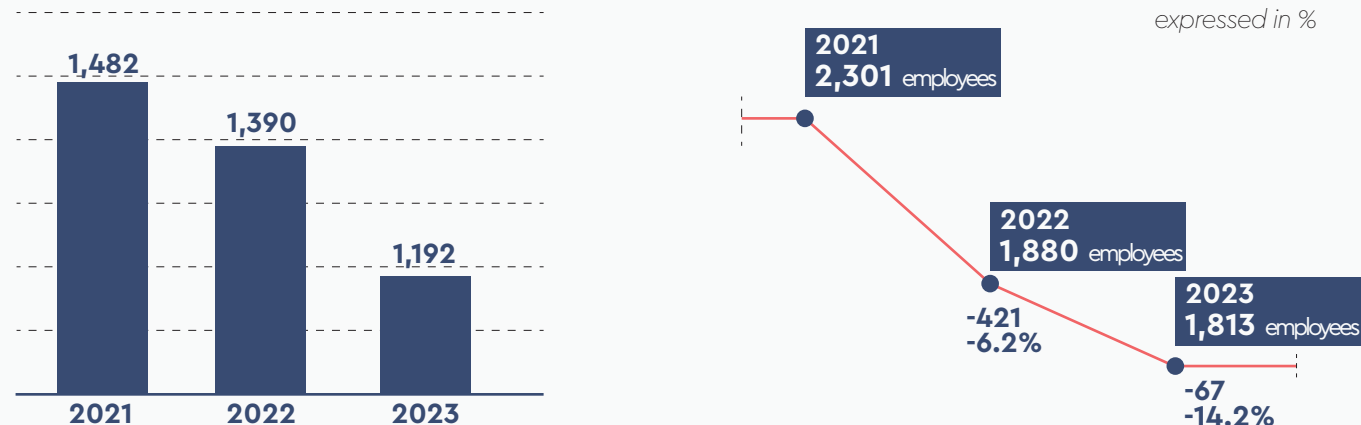
	2021	2022	2023
Men	350	358	351
Women	38	38	39



Trepça



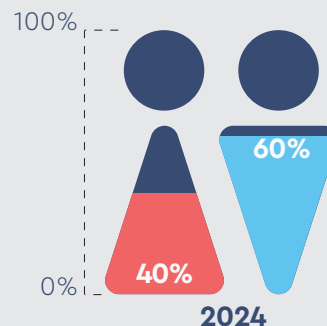
Total Employees



Current Board (December 2024)


Mentor Berisha – Board Chair	M
Fadil Bejta	M
Merita Gashi – Beqiri	W
Alban Krasniqi	M
Sadije Gashi	W

expressed in %



Board by Gender

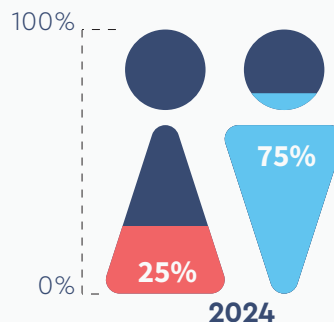
Board	2021	2022	2023
Men	5	5	2
Women	0	0	2



Gender Breakdown of Management

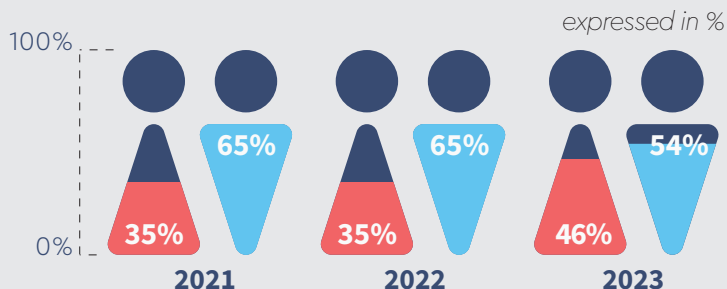
(December 2024 – Senior Positions)

Faton Ahmeti	KE (ud)	M
Hasan Preteni	Sekretar	M
Shukri Gashi	ZKF	M
Elheme Kajtazi	Auditor i Brendshëm	W



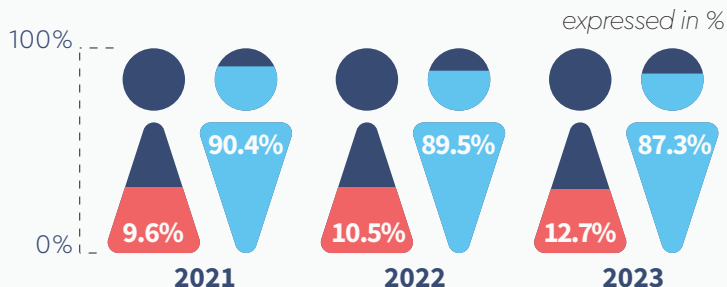
Gender Breakdown of Management

	2021	2022	2023
Men	37	34	22
Women	20	18	19



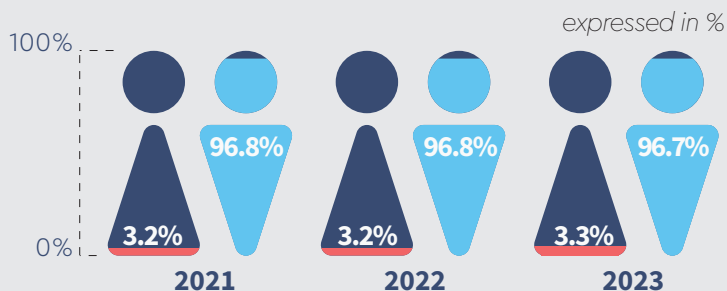
Administration

	2021	2022	2023
Men	310	281	214
Women	33	33	31

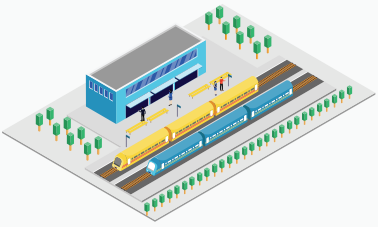


Fieldwork (Manufacturing/Services)

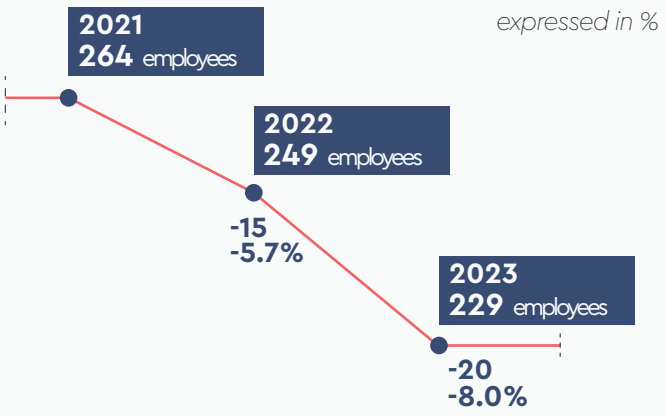
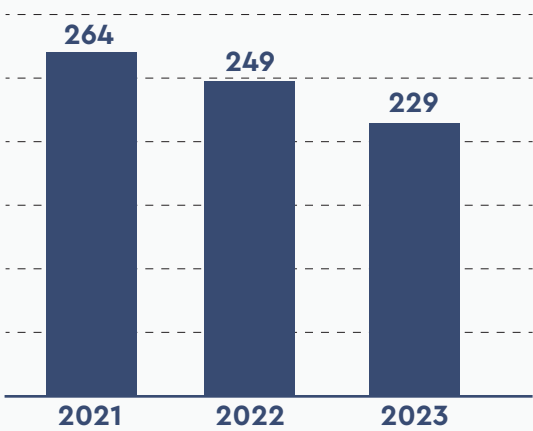
	2021	2022	2023
Men	1,102	1,042	916
Women	37	34	31



Infrakos

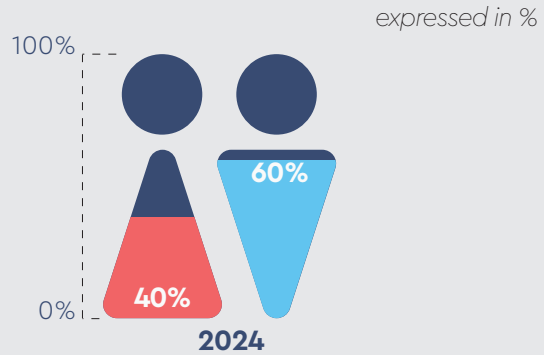


Total Employees



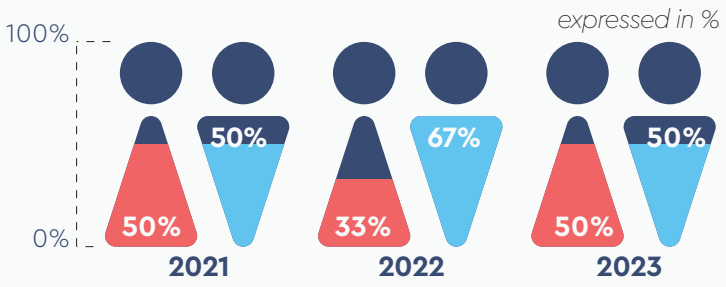
Current Board (December 2024)

Edona Nahi – Board Chair	W
Besarta Zuka	W
Fitim Rraci	M
Genc Hundozi	M
Naser Krasniqi	M



Board by Gender

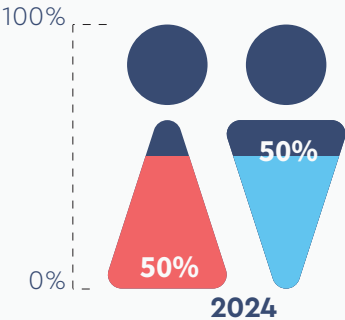
Board	2021	2022	2023
Men	2	4	2
Women	2	2	2



Gender Breakdown of Management


(December 2024 – Senior Positions)

Naser Krasniqi	KE	M
Arsim Deliu	Sekretar	M
Syleme Ahmeti Bllaca	ZKF	W
Mimoza Vila	Auditor i Brendshëm	W



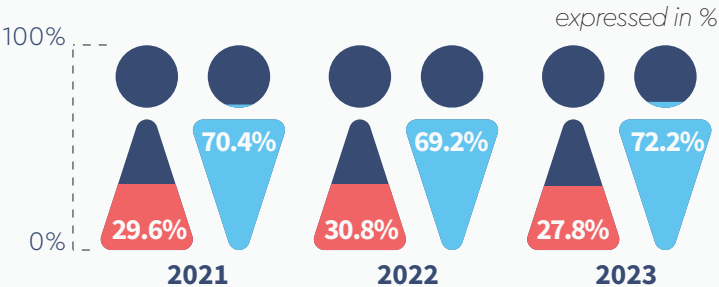
Gender Breakdown of Management

	2021	2022	2023
Men	11	11	11
Women	0	0	4




Administration

	2021	2022	2023
Men	38	36	39
Women	16	16	15

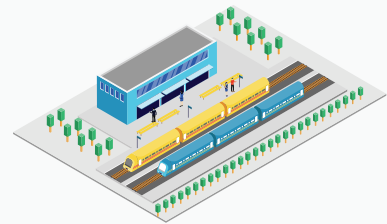


Fieldwork (Manufacturing/Services)

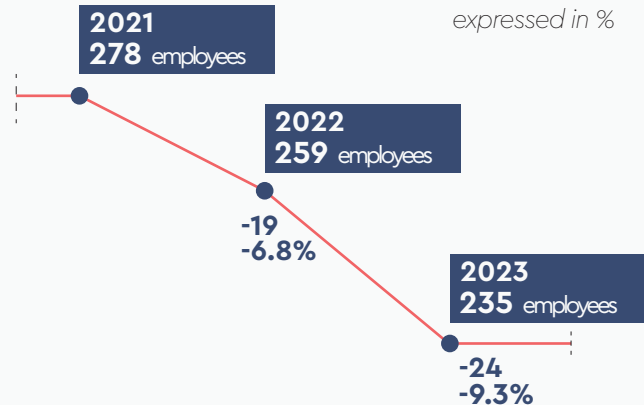
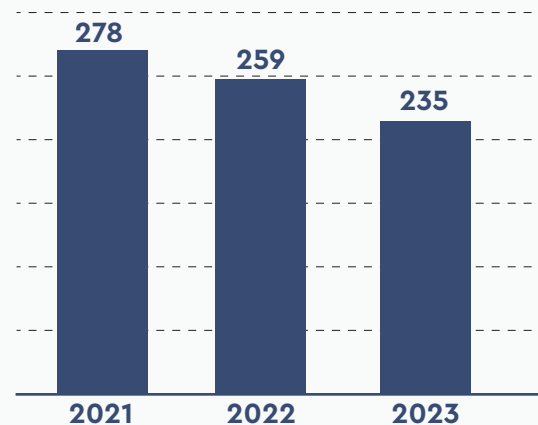
	2021	2022	2023
Men	210	197	175
Women	0	0	0



Trainkos

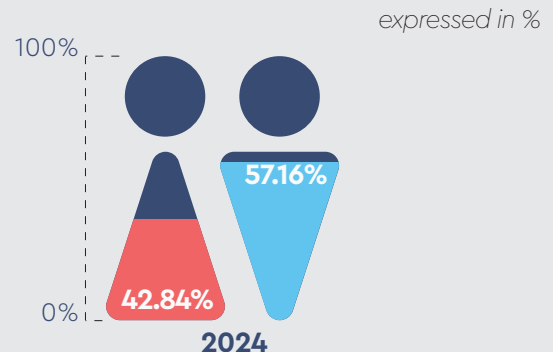


Total Employees



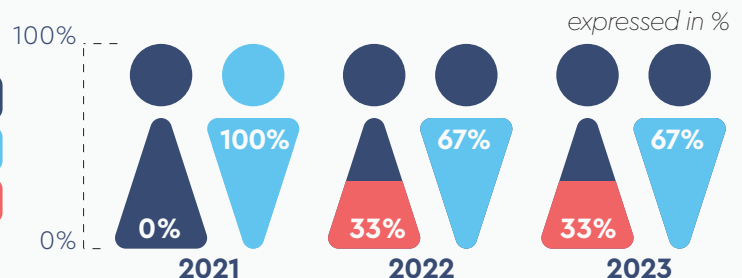
Current Board (December 2024)

Jetmir Nuka – Board Chair	M
Vjollca Salihu	W
Luljeta Lutfiu	W
Ruzhdi Zeqiri	M
Kimete Fazliu	W
Afrim Bulluti	M
Agron Statovci	M



Board by Gender

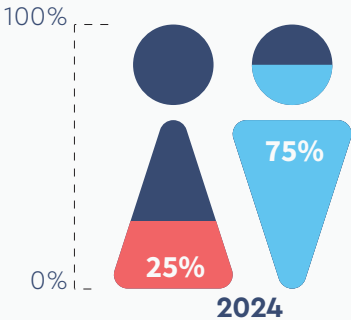
Board	2021	2022	2023
Men	5	4	4
Women	0	2	2



Gender Breakdown of Management


(December 2024 – Senior Positions)

Agron Statovci	KE (ud)	M
Afrim Kuleta	Sekretar (ud)	M
Besarta Rrahmani	ZKF (ud)	W
Armend Shehu	Auditor i Brendshëm (ud)	M



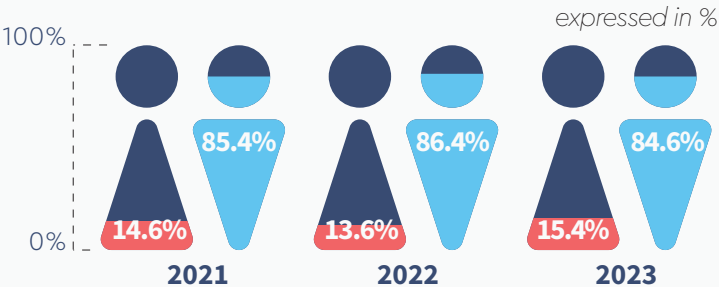
Gender Breakdown of Management

	2021	2022	2023
Men	4	4	3
Women	1	1	1



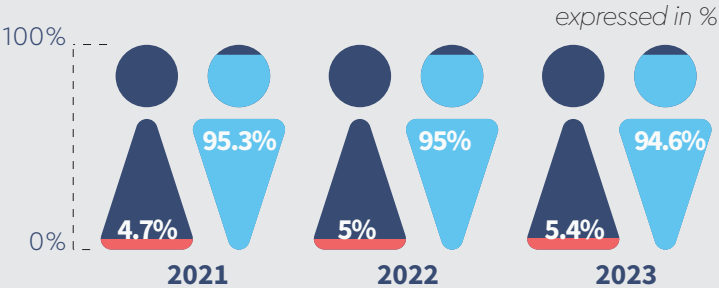
Administration

	2021	2022	2023
Men	129	121	104
Women	22	19	19

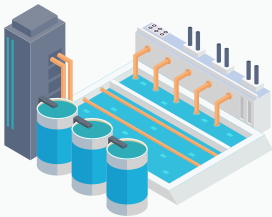


Fieldwork (Manufacturing/Services)

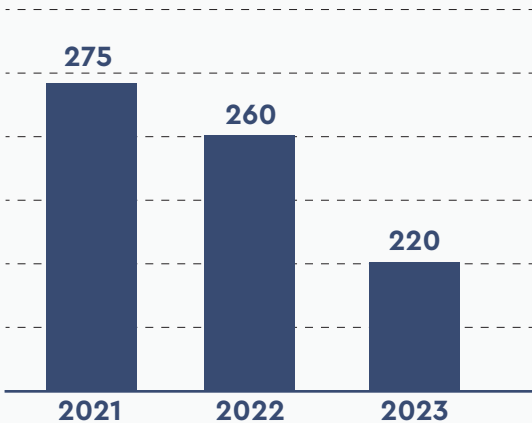
	2021	2022	2023
Men	121	113	106
Women	6	6	6



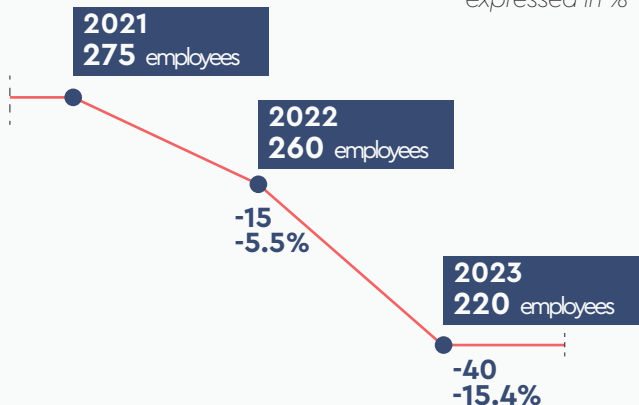
Ibër Lepenci



Total Employees



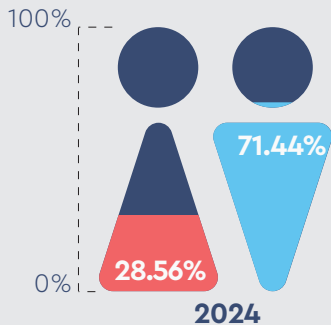
expressed in %



Current Board (December 2024)

Bajram Mustafa – Board Chair	M
Denis Dautaj	M
Abdullah Nishori	M
Valmira Latifi	W
Muzafer Luma	M
Violeta Hoxha	W
Faruk Mujka	M

expressed in %

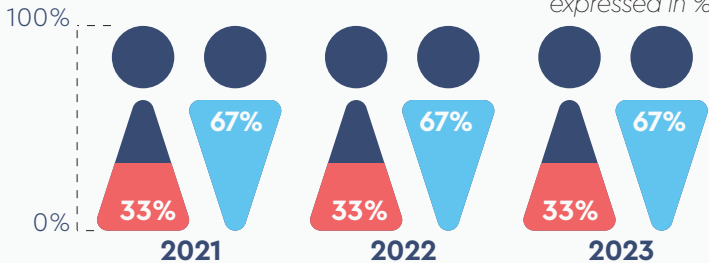


Board by Gender

Board	2021	2022	2023
Men	4	4	4
Women	2	2	2

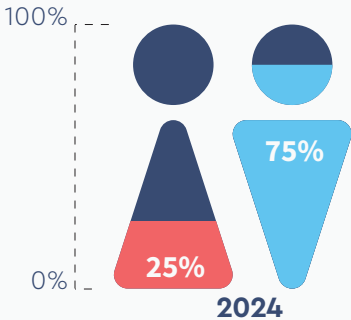


expressed in %



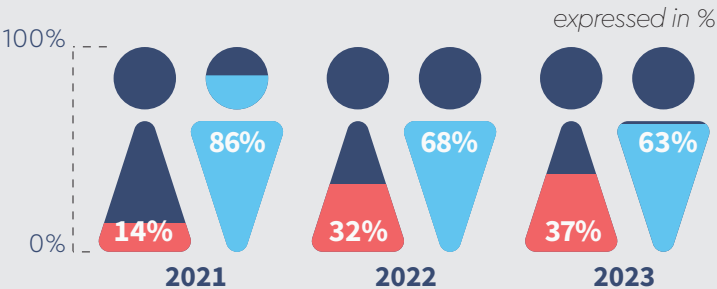
Gender Breakdown of Management
(December 2024 – Senior Positions)

Faruk Mujka	KE	M
Hysni Mustafa	Sekretar	M
Enver Bajcinca	ZKF	M
Arta Birixhiku	Auditor i Brendshëm	W



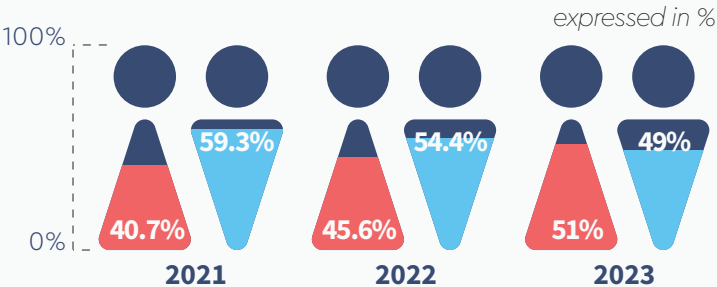
Gender Breakdown of Management

	2021	2022	2023
Men	18	15	12
Women	3	7	7




Administration

	2021	2022	2023
Men	32	31	25
Women	22	26	26

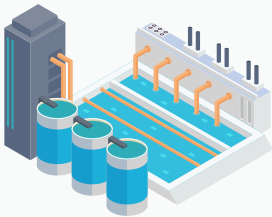


Fieldwork (Manufacturing/Services)

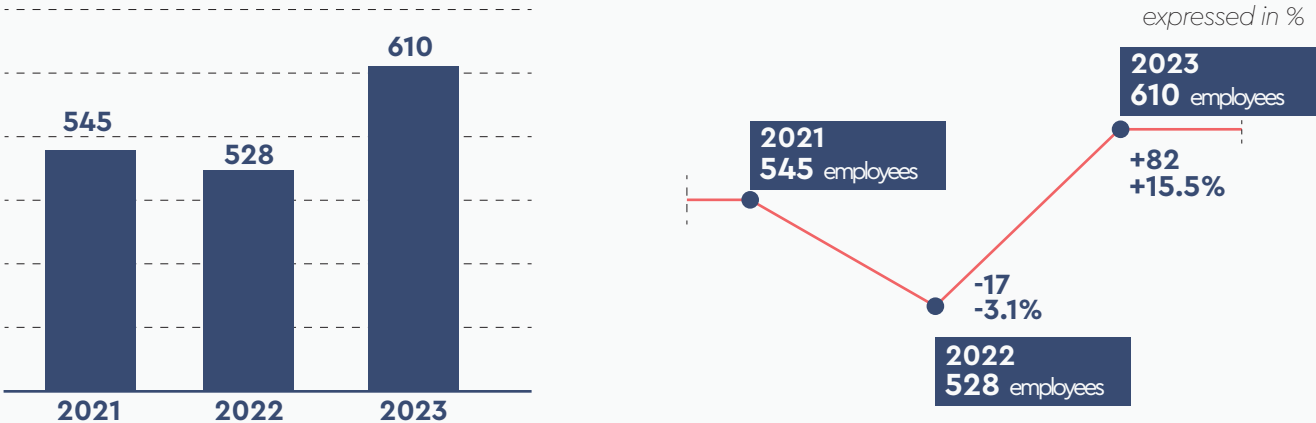
	2021	2022	2023
Men	221	203	169
Women	0	0	0



Regional Water Company – Prishtina

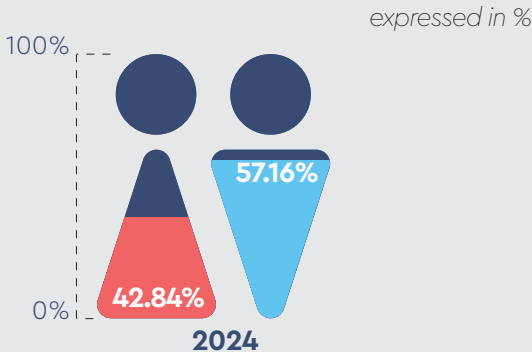


Total Employees




Current Board (December 2024)

Bashkim Pllana – Board Chair	M
Albana Berisha – Qehaja	W
Fadil Berisha	M
Saxhide Berisha	W
Teuta Ukshini	W
Fatos Budeci	M
Arsim Fetahu	M



Board by Gender

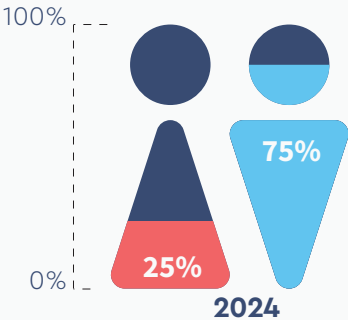
Board	2021	2022	2023
Men	2	2	1
Women	2	2	3



Gender Breakdown of Management

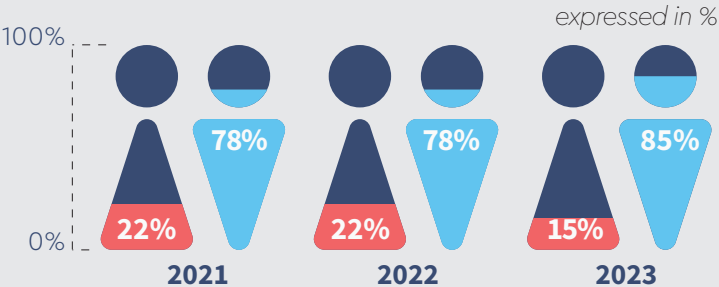
(December 2024 – Senior Positions)

Arsim Fetahu	KE	M
Avni Kastrati	Sekretar	M
Riza Spanca	ZKF	M
Ferdane Tahiri Sylejmani	Auditor i Brendshëm	W



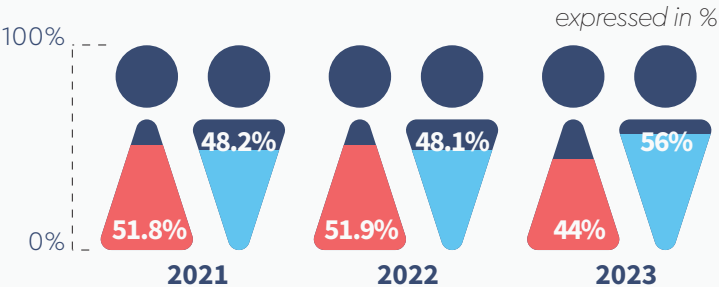
Gender Breakdown of Management

	2021	2022	2023
Men	14	14	23
Women	4	4	4



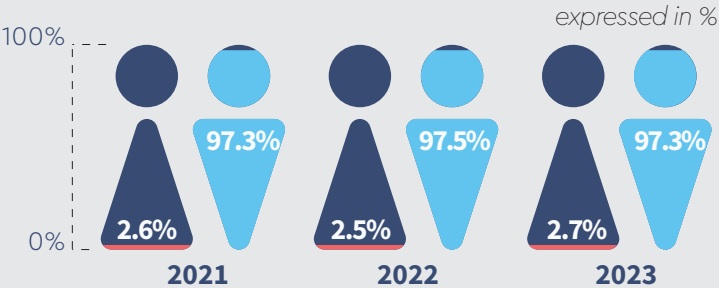
Administration

	2021	2022	2023
Men	41	39	56
Women	44	42	44

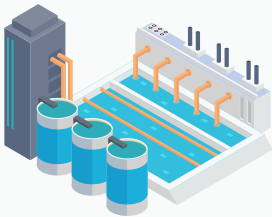


Fieldwork (Manufacturing/Services)

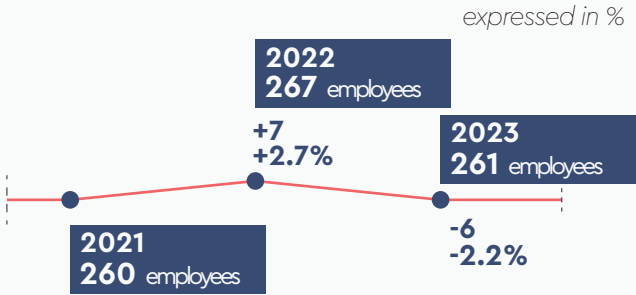
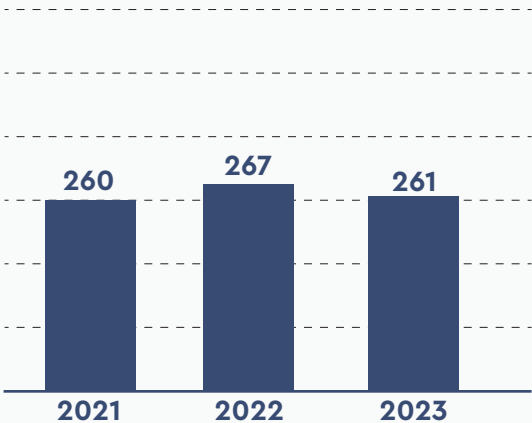
	2021	2022	2023
Men	448	436	496
Women	12	11	14



Regional Water Company – Mitrovica

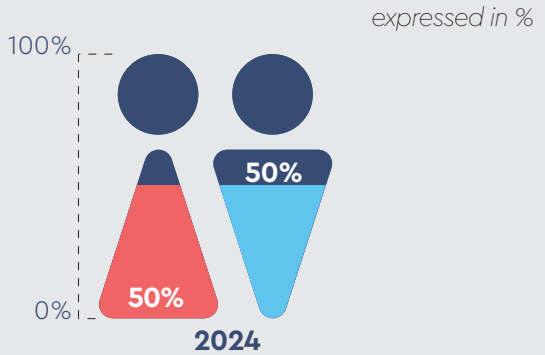


Total Employees



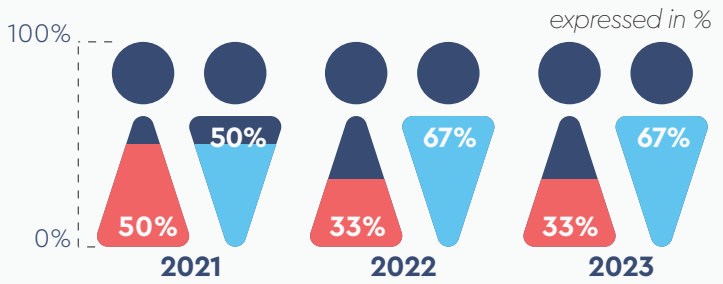
Current Board (December 2024)

Kumrije Kelmendi Aliu – Board Chair	M
Bashkim Halabaku	W
Zijadin Lutolli	M
Aurora Dinaj	W



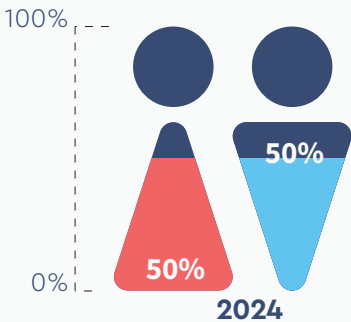
Board by Gender

Board	2021	2022	2023
Men	2	2	2
Women	2	1	1



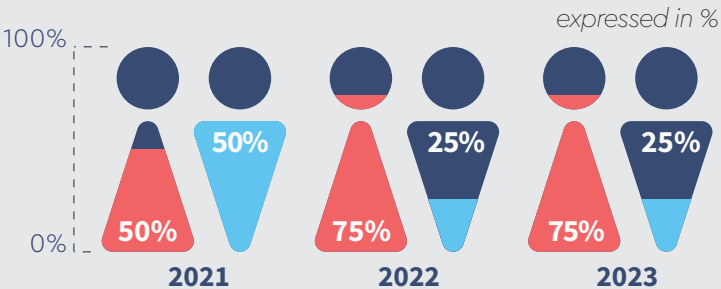
Gender Breakdown of Management
(December 2024 – Senior Positions)

Bashkim Kurti	KE	M
Luljeta Sylaj Hasani	Sekretare	W
Shpejtim Qerkini	ZKF	M
Vildane Maloku Avdiu	Auditor i Brendshëm	W



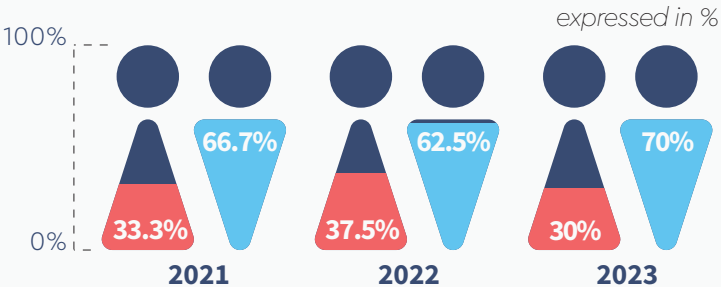
Gender Breakdown of Management

	2021	2022	2023
Men	2	1	1
Women	2	3	3




Administration

	2021	2022	2023
Men	10	5	7
Women	5	3	3

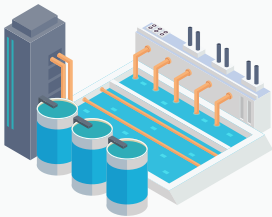


Fieldwork (Manufacturing/Services)

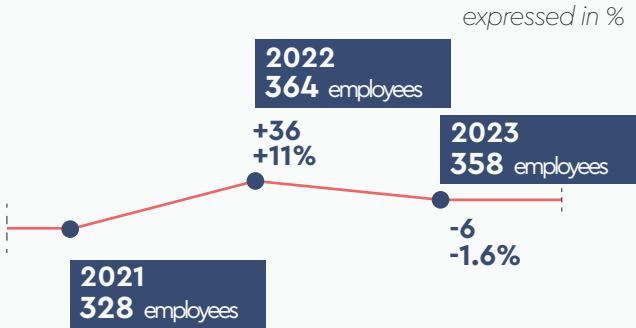
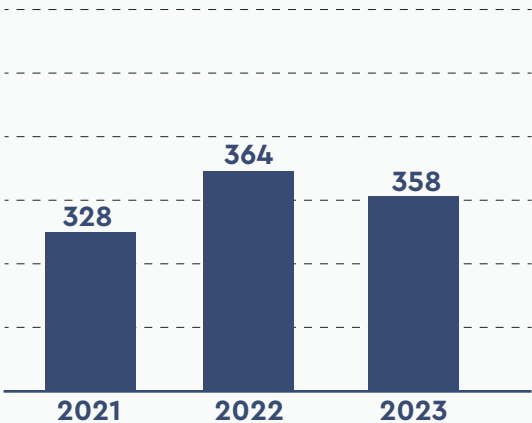
	2021	2022	2023
Men	245	259	251
Women	0	0	0



Regional Water Company – Hidroregjioni Jugor

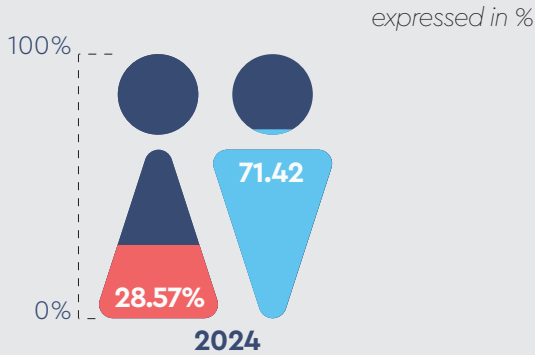


Total Employees



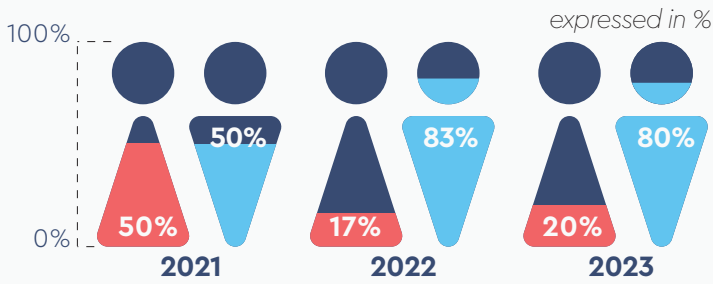
Current Board (December 2024)

Hysni Çanta	M
Ismet Vrapçani	M
Naim Kukaj	M
Sibel Halko Shatri	W
Arben Hajrizi	M
Biljal Karadolami	M
Dhurata Gutaj	W




Board by Gender

Board	2021	2022	2023
Men	2	5	4
Women	2	1	1



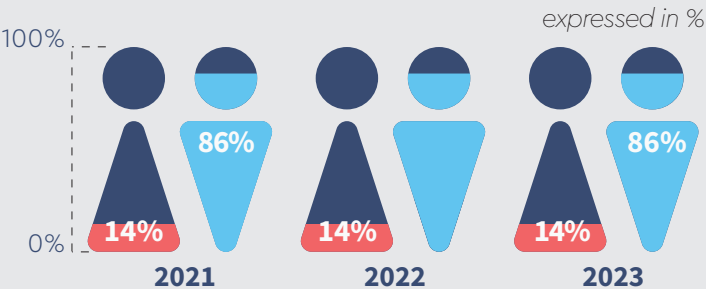
Gender Breakdown of Management
(December 2024 – Senior Positions)

Fadil Berisha	KE	M
Vetim Shala	Sekretar	M
Ruzhdi Baftjaraj	ZKF	M
Ymerdin Sylejmani	Auditor i Brendshëm	M



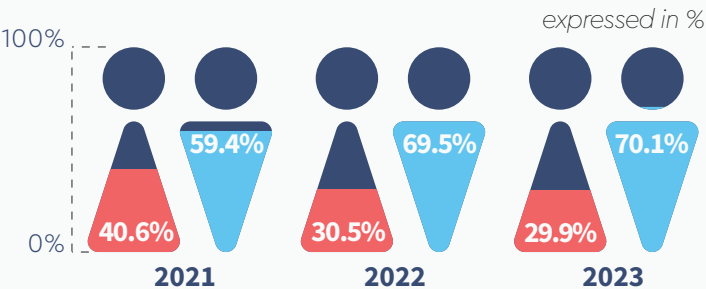
Gender Breakdown of Management

	2021	2022	2023
Men	6	6	6
Women	1	1	1



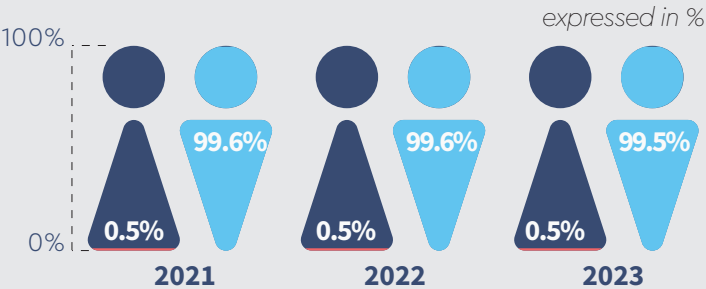
Administration

	2021	2022	2023
Men	60	98	96
Women	41	43	41

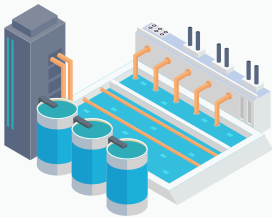


Fieldwork (Manufacturing/Services)

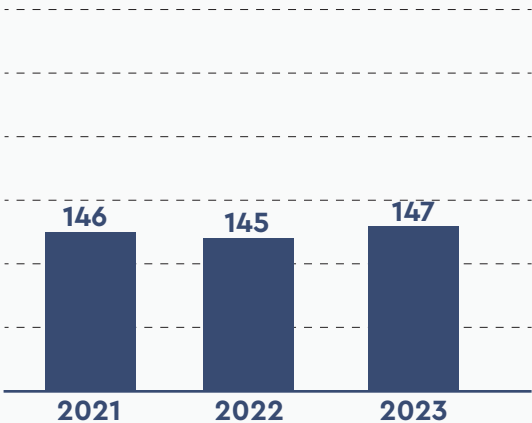
	2021	2022	2023
Men	226	222	220
Women	1	1	1



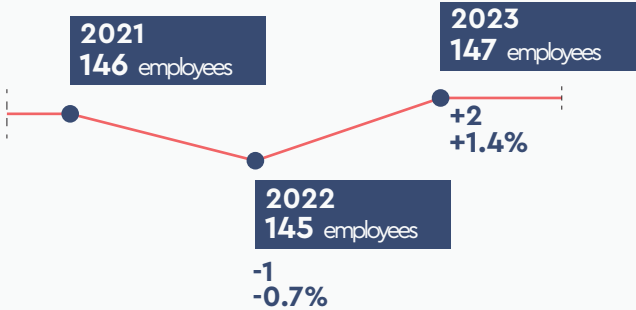
Regional Water Company – Hidromorava



Total Employees



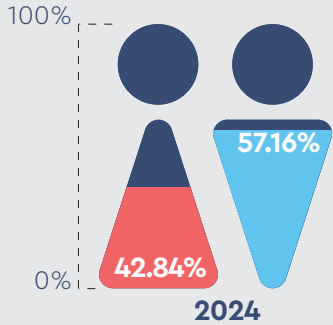
expressed in %



Current Board (December 2024)

Filloreta Gashi Sadiku –Board Chair	W
Habil Zeqiri	M
Ferdane Tahiri Sylejmani	W
Arban Hoxha	M
Lindita Spahiu	W
Agim Zeka	M
Ymer Salihu	M

expressed in %

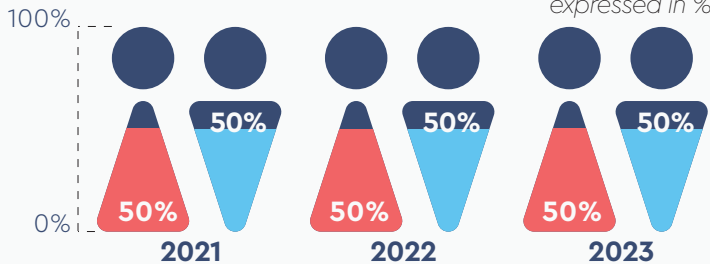


Board by Gender

Board	2021	2022	2023
Men	3	3	3
Women	3	3	3

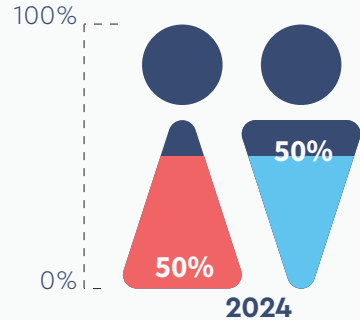


expressed in %



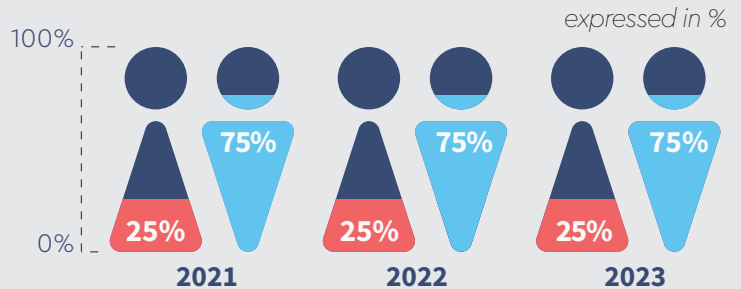
Gender Breakdown of Management
(December 2024 – Senior Positions)

Ymer Salihu	KE	M
Ajsun Sadiku	Sekretare	W
Merita Dauti	ZKF	W
Artan Hajdini	Auditor i Brendshëm	M



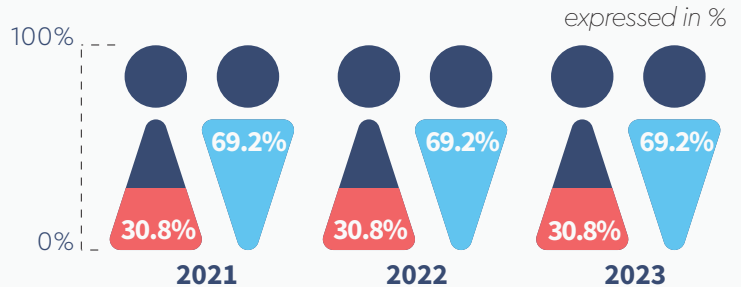
Gender Breakdown of Management

	2021	2022	2023
Men	3	3	3
Women	1	1	1



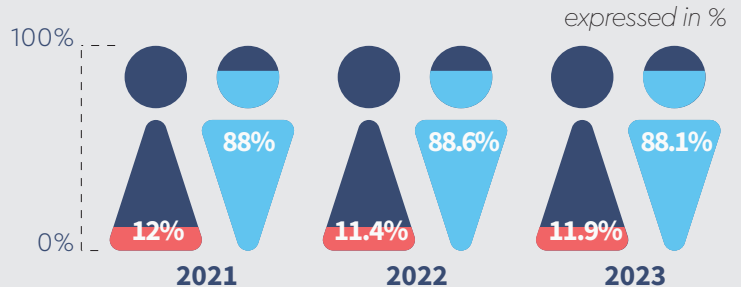
Administration

	2021	2022	2023
Men	9	9	9
Women	4	4	4

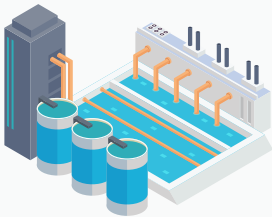


Fieldwork (Manufacturing/Services)

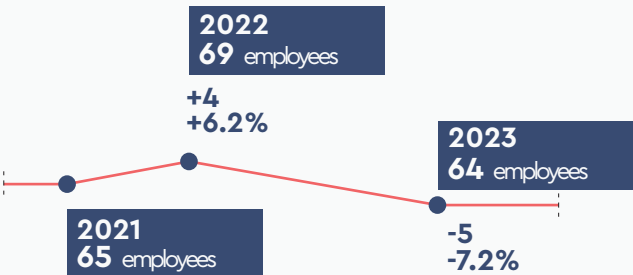
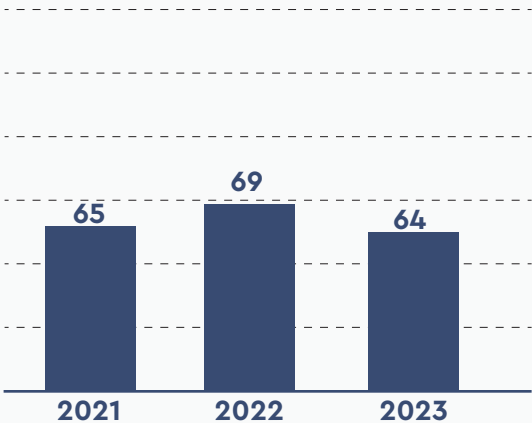
	2021	2022	2023
Men	117	117	118
Women	16	15	16



Regional Water Company – Radoniqi-Dukagjini

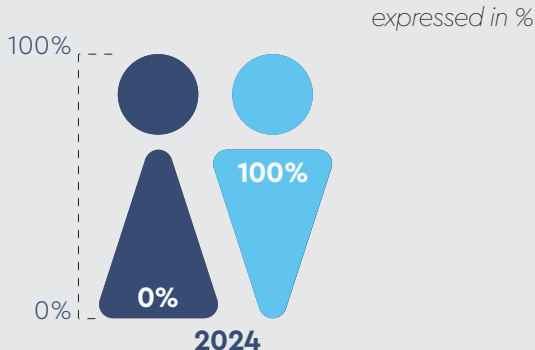


Total Employees




Current Board (December 2024)

Ilir Dula – Chair Board	M
Agron Tafarshiku	M
Krenar Bajgora	M
Vehbi Duraku	M
Fidan Qufaj	M



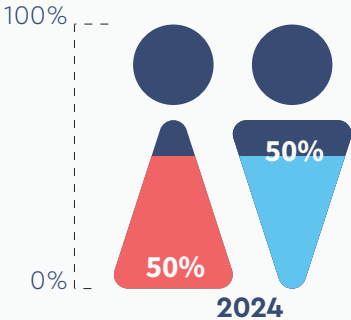
Board by Gender

Board	2021	2022	2023
Men	5	4	4
Women	1	0	0



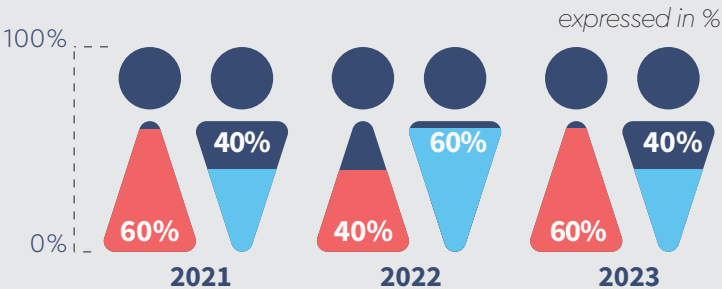
Gender Breakdown of Management
(December 2024 – Senior Positions)

Fidan Qufaj	KE	M
Blerim Pruthi	Sekretare	M
Luljeta Mornia	ZKF	W
Blerina Këpuska	Auditor i Brendshëm	W



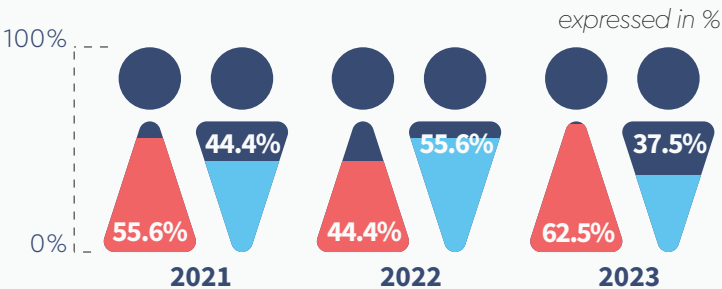
Gender Breakdown of Management

	2021	2022	2023
Men	2	3	2
Women	3	2	3



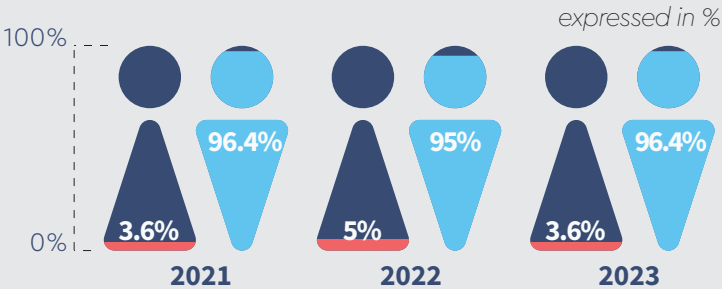
Administration

	2021	2022	2023
Men	4	5	3
Women	5	4	5

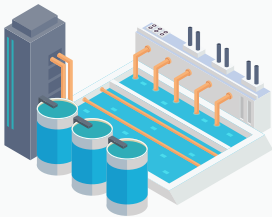


Fieldwork (Manufacturing/Services)

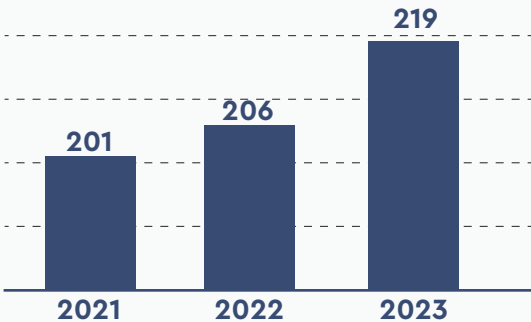
	2021	2022	2023
Men	54	57	54
Women	2	3	2



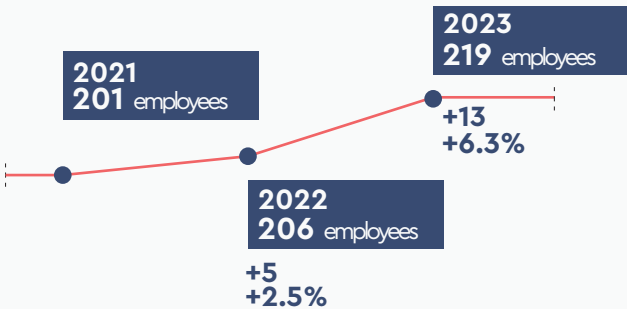
Regional Water Company – Bifurkacioni



Total Employees



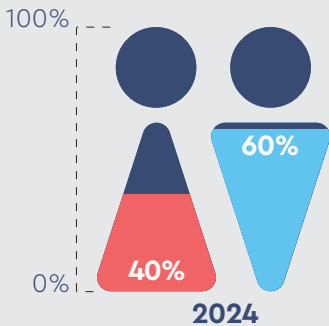
expressed in %



Current Board (December 2024)

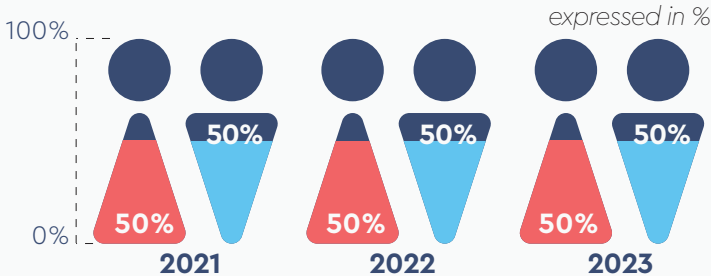
Naim Rexhaj – Board Chair	M
Donat Rexha	M
Kujtesa Mashkulli Ahmeti	W
Kujtesa Ibushi Ramadani	W
Jeton Shabani	M

expressed in %



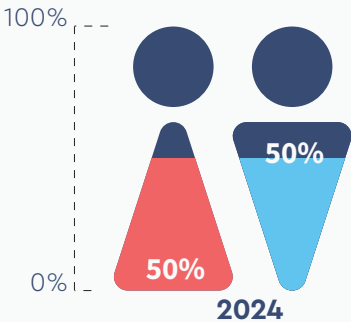
Board by Gender

Board	2021	2022	2023
Men	2	2	2
Women	2	2	2




Gender Breakdown of Management
(December 2024 – Senior Positions)

Jeton Shabani	KE	M
Fadil Spahiu	Sekretare	M
Ibadete Zejnullahu	ZKF	W
Shkurte Aziri	Auditor i Brendshëm	W



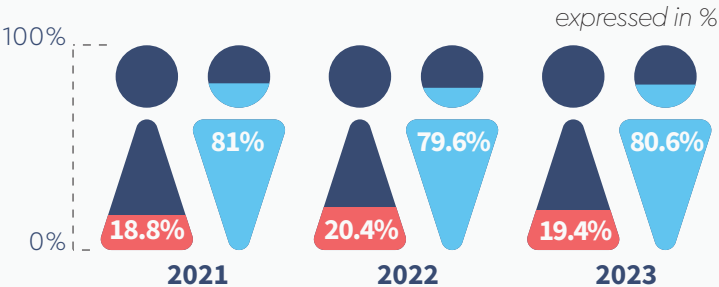
Gender Breakdown of Management

	2021	2022	2023
Men	3	2	2
Women	1	2	2



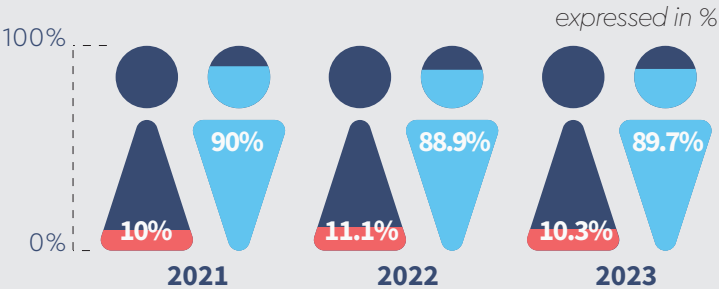
Administration

	2021	2022	2023
Men	82	78	83
Women	19	20	20

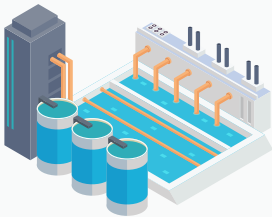


Fieldwork (Manufacturing/Services)

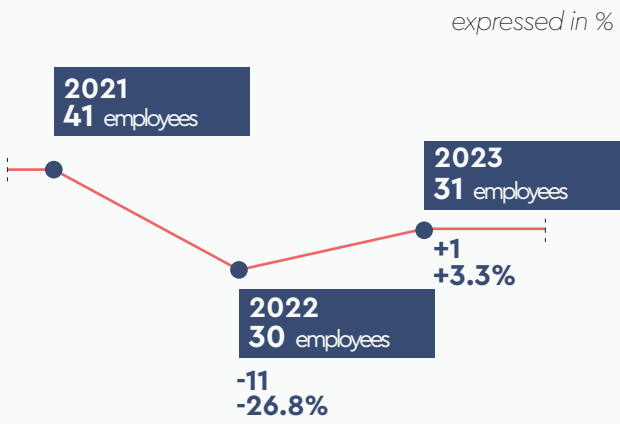
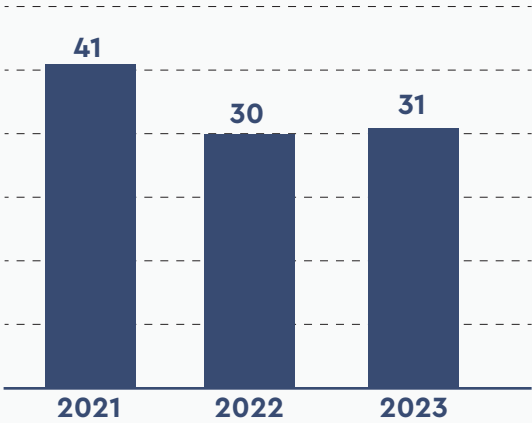
	2021	2022	2023
Men	90	96	104
Women	10	12	12



Regional Water Company – Drini i Bardhë

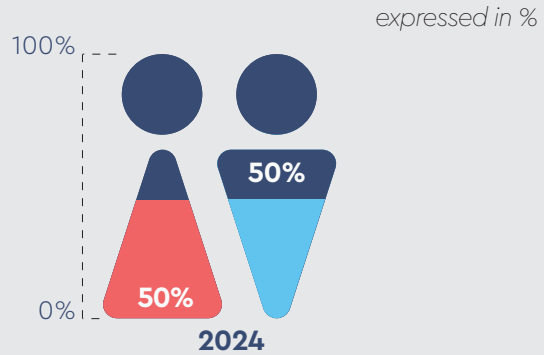


Total Employees




Current Board (December 2024)

Arjeta Zeka – Board Chair	G
Ilaz Halili	B
Shkodran Gazherri	B
Zamire Deçani Beqiri	G
Rina Sylafeta Kumanova	G
Besim Kajabrgolli	B



Board by Gender


Board	2021	2022	2023
Men	5	5	0
Women	0	0	0



*The enterprise did not provide data for this year.

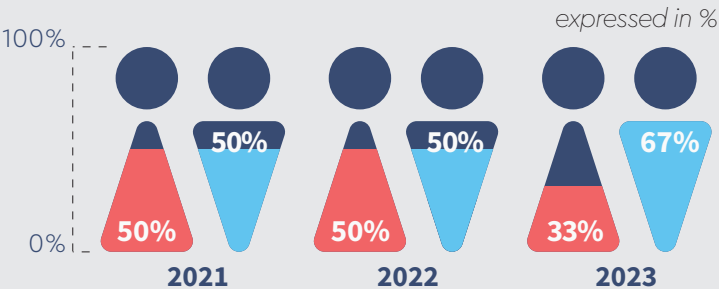
Gender Breakdown of Management
(December 2024 – Senior Positions)

Bedri Haxhijaj	KE	M
	Sekretar/e	
Bekë Hoxhaj	ZKF	M
	Auditor i Brendshëm	



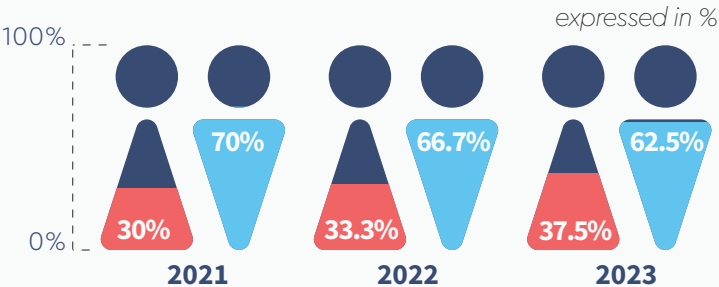
Gender Breakdown of Management

	2021	2022	2023
Men	2	2	2
Women	2	2	1




Administration

	2021	2022	2023
Burra	14	12	10
Women	6	6	6

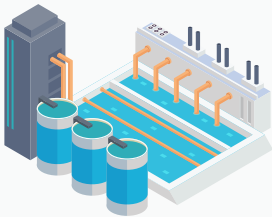


Fieldwork (Manufacturing/Services)

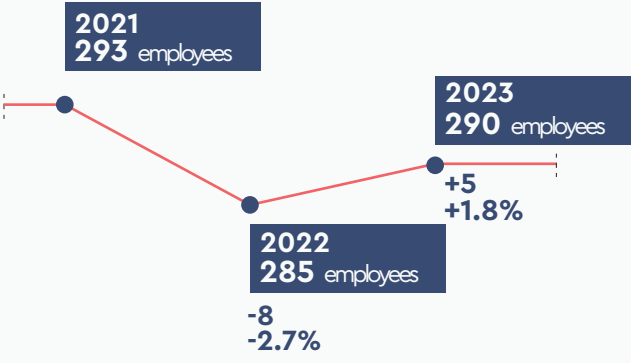
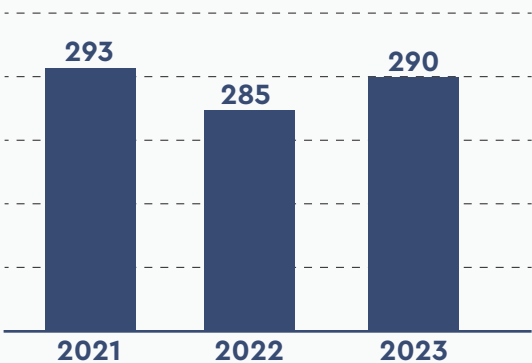
	2021	2022	2023
Men	21	12	15
Women	0	0	0



Regional Water Company – Gjakova

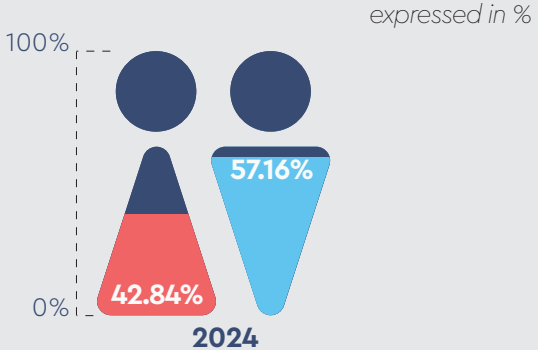


Total Employees



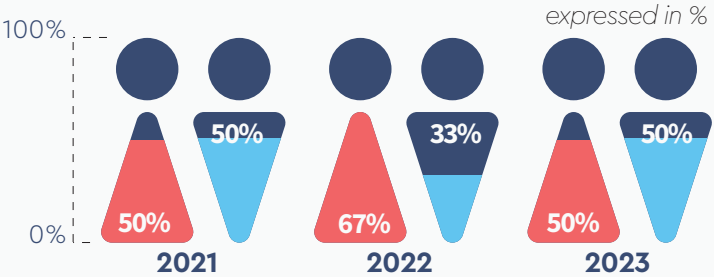
Current Board (December 2024)

Urim Gashi – Board Chair	M
Vildane Maloku	W
Arianeta Nura	W
Fortuna Haxhikadrija	W
Faton Osmani	M
Armend Behluli	M
Hasan Krasniqi	M



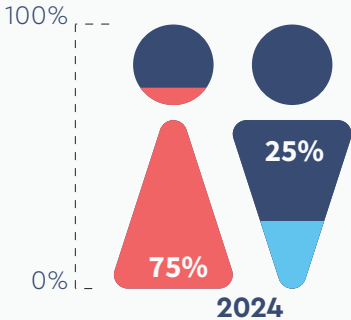
Board by Gender

Board	2021	2022	2023
Men	2	1	3
Women	2	2	3



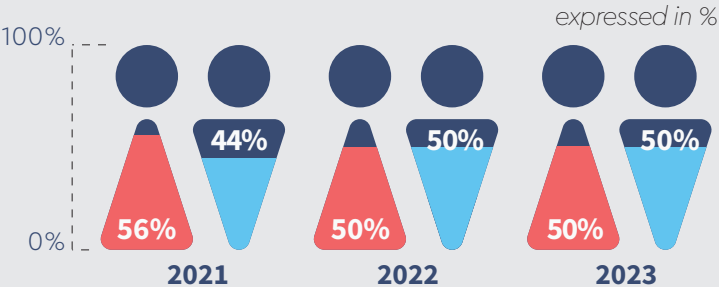
Gender Breakdown of Management
(December 2024 – Senior Positions)

Jeton Shabani	KE	M
Saranda Baruti	Sekretare	W
Sihana Asllani	ZKF (ud)	W
Arbresha Dina Thaqi	Auditor i Brendshëm	W



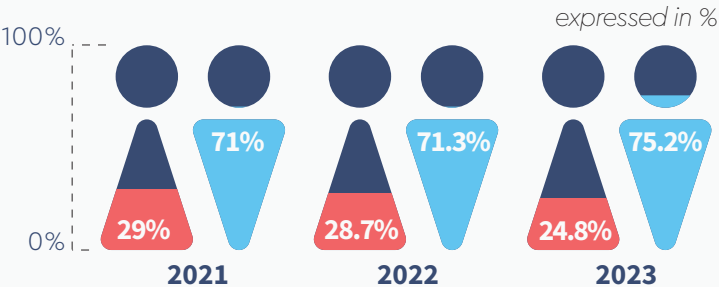
Gender Breakdown of Management

	2021	2022	2023
Men	4	5	3
Women	5	5	3




Administration

	2021	2022	2023
Men	71	67	76
Women	29	27	25




Fieldwork (Manufacturing/Services)

	2021	2022	2023
Men	193	191	189
Women	0	0	0

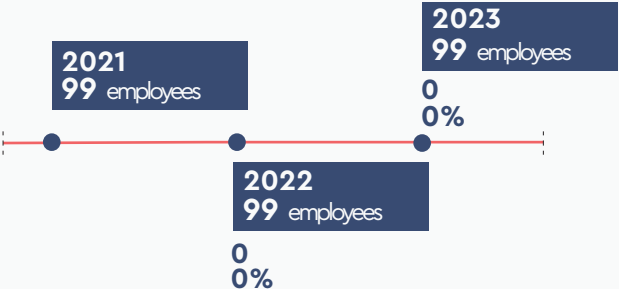
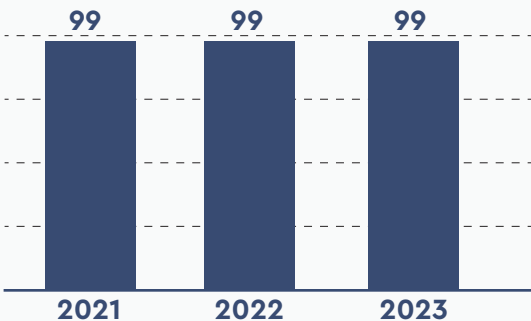


Kosovo Waste Management Company



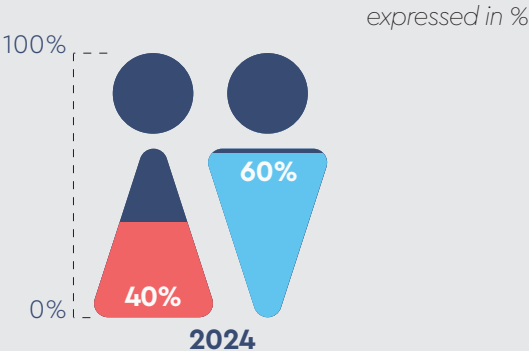
expressed in %

Total Employees



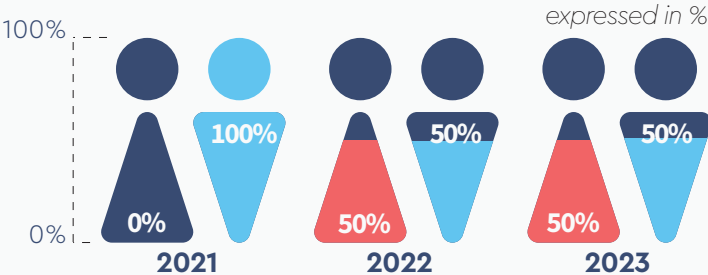
Current Board (December 2024)

Afrim Konjufca – Kryesues BD	M
Emine Talaku	W
Valbona Shala Thaqi	W
Petrit Pantina	M
Dardan Velija	M



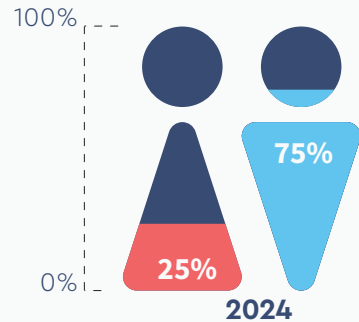
Board by Gender

Board	2021	2022	2023
Men	6	3	3
Women	0	3	3




Gender Breakdown of Management
(December 2024 – Senior Positions)

Dardan Velija	KE	M
Lule Pashku	Sekretare	W
Shpend Gjogja	ZKF (ud)	M
Valmir Musliu	Auditor i Brendshëm	M



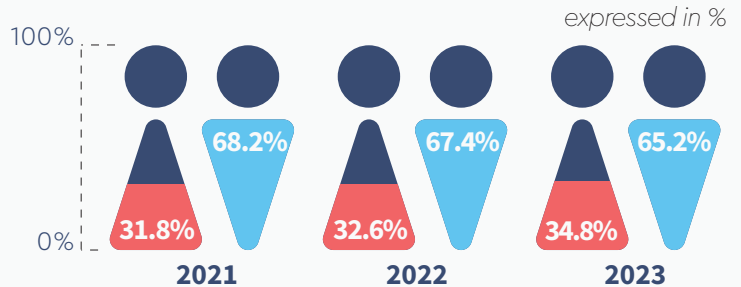
Gender Breakdown of Management

	2021	2022	2023
Men	4	4	3
Women	0	0	1



Administration

	2021	2022	2023
Men	30	31	30
Women	14	15	16



Fieldwork (Manufacturing/Services)

	2021	2022	2023
Men	55	53	53
Women	0	0	0

